


ARGOS

Technology Department

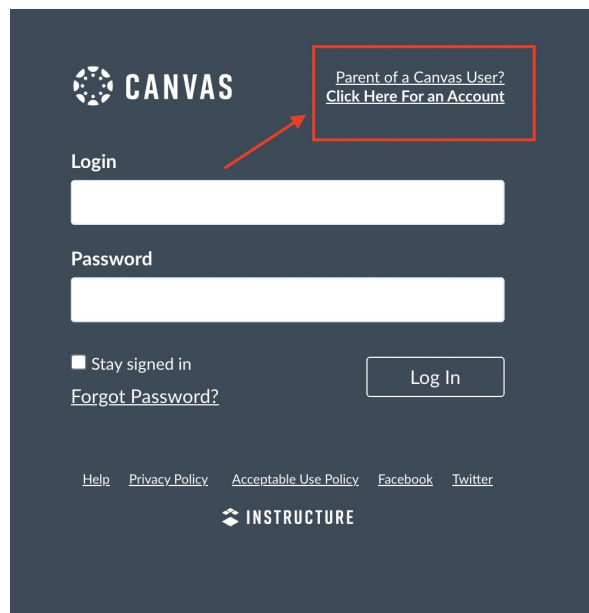
How Do I sign Up for a Canvas Account as a Parent?

1. Open Canvas URL



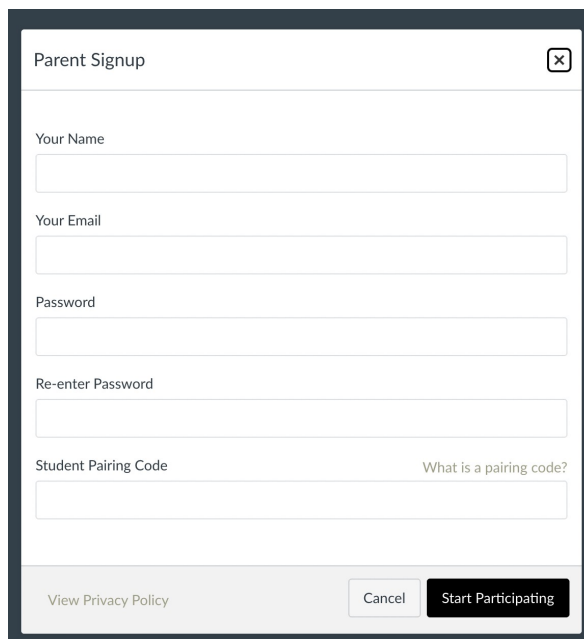
In a browser window, enter your school's Canvas URL (argosschools.instructure.com/login/canvas)

2. Create Canvas Account



Click the **Need a Canvas Account?** Link.

3. Sign Up As a Parent (Free Account)

A screenshot of a web form titled "Parent Signup" with a close button in the top right corner. The form contains five input fields: "Your Name", "Your Email", "Password", "Re-enter Password", and "Student Pairing Code". The "Student Pairing Code" field has a placeholder text "What is a pairing code?". At the bottom left is a link "View Privacy Policy". At the bottom right are two buttons: "Cancel" and "Start Participating".

Parent Signup

Your Name

Your Email

Password

Re-enter Password

Student Pairing Code What is a pairing code?

[View Privacy Policy](#)

Enter the following information:

1. Enter your name in the **Your Name** field.
2. Enter your email in the **Your Email** field.
3. Enter your password in the **Password** field.
4. Re-enter your password in the **Re-Enter Password** field.
5. Enter a pairing code to link your account to your student in the **Student Pairing Code** field.
6. Click the **Start Participating** button.

*Parents only need ONE pairing code to view ALL of the courses that their child is enrolled in

*Pairing codes can be generated by the student OR parents can contact the school office to get one