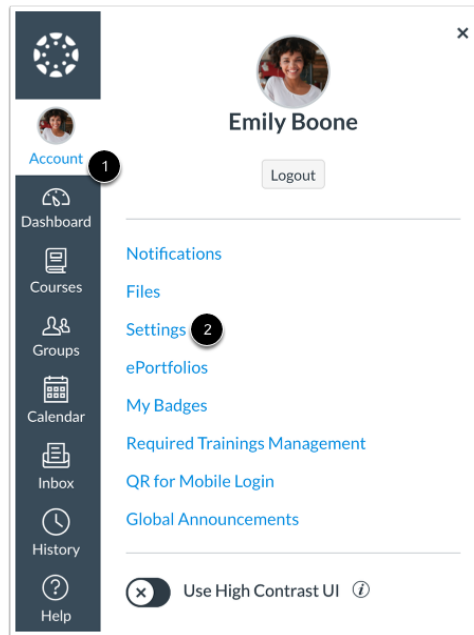


ARGOS

Technology Department

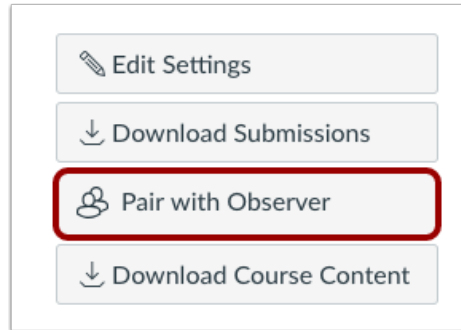
How to Generate a Pairing Code as a Student

1. Open User Settings



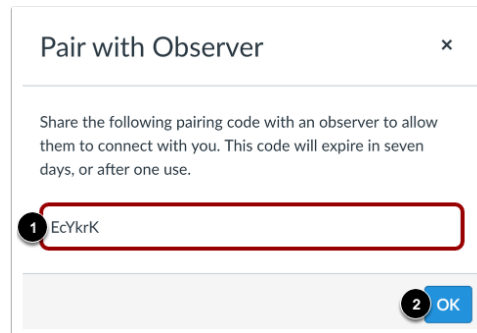
In global navigation, click the **Account** link, then click **Settings**.

2. Pair with Observer



Click the Pair with Observer Option

3. Copy Pairing Code



Copy the six-digit pairing code. You will need to share the code with the observer who will link to your account.

The pairing code will expire after 7 seven days or after it's first use.